

LexisLibrary: finding EU and overseas material

Access

Lexis can be accessed on and off campus by going to the **Search Online Databases and Resources** section of the Library website, where it can be found via an A-Z list.

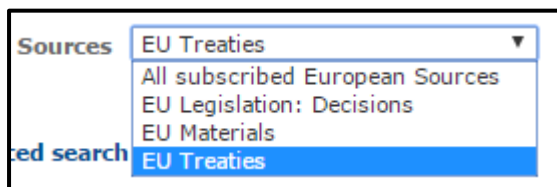
EU LAW

Treaties, Preparatory Documents and Legislation

To access this material, from the Lexis Home page click on the 'Legislation' tab. On the left-hand side of the **Legislation** search screen select International Legislation.

Treaties

To search for 'EU Treaties' select this option from the **Sources** drop-down list.



Next, click on **Browse** on the left-hand side of the page and click the '+' buttons, to 'drill down' to the treaty you are looking for.

Directives, decisions and regulations

Within the **International Legislation** search screen, select 'All subscribed European Sources' from the **Sources** drop-down list.

- For directives, using the **Search terms** box, enter the number of the directive, e.g. 94/45/EC, and for regulations the number and year e.g. 3320/94

To find the document you require, use the Source name box within the Results screen to navigate to the correct source type.



Preparatory Documents

This part of the database includes proposals, reports, notices, communications and opinions of institutions within the EU (including the OJ C series). It is possible to either **Search** or **Browse** across these documents. Within **International Legislation** select 'EU Materials' from the **Sources** drop down box.

EU Case Law

To search for cases heard before the Court of Justice of the European Union and the General Court, select the **Cases** tab and then click on **International Cases** on the left hand side of the screen. Select 'EU Cases' from the **Sources** drop down box. If searching by party name use the **Case name** search box, if searching by case number e.g. C-158/07, use the **Citation** search box. For subject searches, use the **Search terms** box.

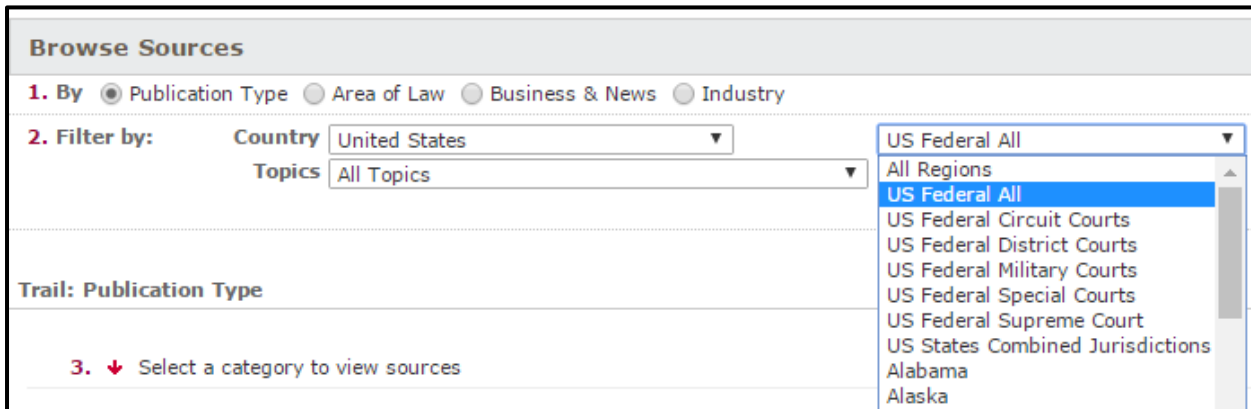
It is also possible to choose the **Browse** option from the left-hand side of the **International Cases** search screen. 'Drill down' until you reach document level and then select the case reference to view it in full. In the example below, clicking on CJEU 25.01.2016 C-622/15 below would retrieve the full-text opinion for this case.



US LAW

Legislation

To access US legislation, from the Lexis home page click on **Sources** at the top of the screen, and then on **Browse Sources**. Select the 'United States' from the **Country** drop-down list, and if you wish to access the US Code, Constitution, Federal Rules etc, select 'US Federal All' from the 'All Regions' drop-down list. Alternatively click on the name of a state to find material for that state.



Next, select Legislation (under **Publication type**), and for Federal material, it is then possible to either search USCS - the United States Code Service, or browse it (browsing is a good way of locating the Constitution) by selecting the Public Laws folder.

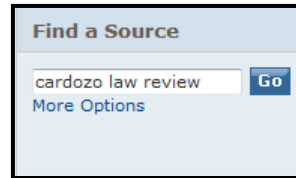
Cases

Select the **Cases** tab and then click on International Cases on the left-hand side of the screen. Select either: 'Federal Court Cases, Combined' or 'Federal & State Court Cases, Combined' and then search by party name using the **Case name** box.

To find a known article in an American journal:

Example: Persily, N. *The Law of the Census: How to Count, What to Count, Whom to Count, and Where to Count Them*, 2011 *Cardozo L. Rev. De Novo* 755

From the Home page, click on **Sources**. This should take you through to the **Find Sources** screen. Enter the journal title into the **Find a Source** box on the right hand side of the screen, and click on <Go>.



A list of matching titles will appear, select the one you want by 'checking' the box next to its title, and then on <OK – Continue>. This will take you to the **General Search** screen.

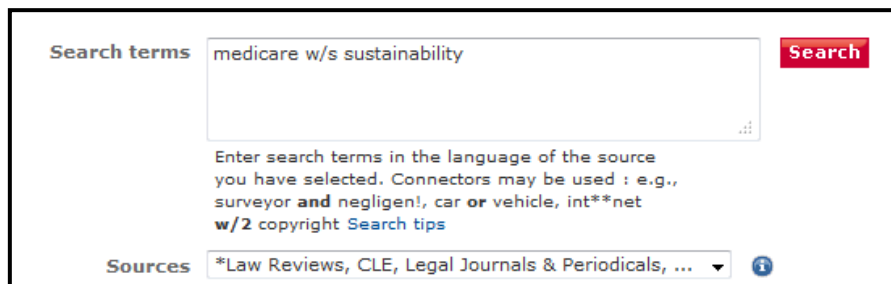
To find your article, enter the author surname followed by one or two words from the title, linking the terms with an "and" - e.g. ***persily and law and census***.

To read the full article, click on the article citation (blue link).

To search by subject

To search across a large number of journals at the same time, from the Lexis Home page, click on the **Journals** tab. On the left-hand of the search screen select International Journals.

From the **Sources** drop-down menu select 'Law Reviews, CLE, Legal Journals & Periodicals, Combined'.



To find articles on a particular subject, enter your keyword(s). You can combine these in a variety of ways to refine your search. To make the most of connectors click on the Search tips link underneath the **Search terms** box.

OTHER OVERSEAS JURISDICTIONS

For some Commonwealth countries, cases & legislation can be accessed via the International Cases & International Legislation links. Alternatively, from the Lexis Home page - click on the **Sources** link, followed by Browse Sources. Select the country you wish to find information for from the drop-down list. Select the **Publication Type** and then the source(s) you wish to search across by 'checking the box next to the title(s), and finally click on <OK – Continue> on the right of the screen. You will be taken to a search screen where you can carry out a keyword search.

Saving results

Once in the full text of a result, at the top of the screen you're given the option to print, save or email your result. Alternatively, you can add the result to the My Documents folder. This allows you to wait until later in your session before you save, email or print a number of documents at the same time. (Please note that if you accidentally close Lexis before saving your results, they will not be there the next time you login.)

