

Birkbeck, University of London

# guide to credibility interviews



Last updated: 8 July 2016





# credibility interview

It is part of the Tier 4 application process. The purpose is to assess whether:

- you meet the English language requirements
- you are a genuine student

You might be emailed with an invitation to attend an interview.

Therefore, you should check your email (including the 'junk' folder) regularly because your application will be refused if you do not attend an interview without a reasonable explanation.



# when

If applying from abroad, it will normally be when you go to the Visa Application Centre to provide your biometric information.

If applying from the UK, you will normally go to one of the UKVI's offices.

# how

The interview will be conducted in English through video link by UKVI staff in the UK. The interviewer will ask a set of questions and it will normally take 10 - 15 minutes.

The interviewer will write down everything you say during the interview. It will then be added to your visa application.



# second interview

An Entry Clearance Officer (ECO) will make a decision on your visa application on the basis of your credibility interview as well as information and documents you provided.

The ECO can request a second interview if they require further information and/or clarification.



# topics you might be asked at the interviews

- your immigration history
- your previous study history
- your current study
- plans after studying
- your finances



# why Birkbeck

**how to prepare:** think about why you decided to come to Birkbeck, e.g. courses or facilities or Birkbeck's location, rather than other universities in the UK, or in other English-speaking countries or your own country.

**useful link:** <http://www.bbk.ac.uk/prospective/international>



# why this course

**how to prepare:** think about how this course is related to your previous study and/or how it fits to your career plans.

you should think about the process you went through to choose this course, e.g. how specific modules and content helped you to make the decision.

make sure you are familiar with your chosen course content.





# future plans

**how to prepare:** think about how this course and the qualification will help you to fulfil your career plans.

it is important to consider how the course complements your previous courses or work experience.





# your finances

**how to prepare:** think about how your tuition fees and living cost will be paid, e.g. through your saving or your parents.

you might get asked to provide further evidence.

**useful link:** <http://international.studentcalculator.org>



# working in the UK

**how to prepare:** if you plan to work in the UK during your study, ensure you understand Tier 4 visa's work conditions. it is normally 20 hours per week during term-time, if you will be studying a degree level or above course.

**useful link:** <http://www.bbk.ac.uk/mybirkbeck/guides/international/working>



# things to remember

- the interview is to ask you more information or clarification, not to trick you; so don't be scared
- be calm and honest
- speak naturally
- answer in full to explain your situation, rather than just 'yes' or 'no' – sell yourself



# useful links

<http://www.bbk.ac.uk/mybirkbeck/guides/international>

<http://www.bbk.ac.uk/prospective/international>

<http://www.bbk.ac.uk/prospective/international/visa/tier-4-visa/credibility-interviews>

## contact the visa advisor

+44 (0)207 380 3023  
[isa@bbk.ac.uk](mailto:isa@bbk.ac.uk)

